

Tournament Forms
 Desk Not Remove
 Do Not

Coachella Valley Grand Prix Tennis

Four Team Round Robin

5.0 Men's Doubles

Division:

Winner determined as follows:

- ROUND ROBIN FORMAT** (for each round): Play best 2 of 3 sets, regular scoring. (Super TB In lieu of 3rd)
- 1) total matches won
 - 2) head-to-head
 - 3) percentage of games won (# of games won divided by # games lost)

FOR 4 TEAMS

ROUND	COURT # (check in)	Date/Time
1	1 vs 2	05/14 10:30 AM AND
1	3 vs 4	05/14 10:30 AM AND
2	1 vs 3	05/14 3:00 PM AND
2	2 vs 4	05/14 3:00 PM AND
3	1 vs 4	05/15 12:00 PM AND
3	2 vs 3	05/15 12:00 PM AND

Results Tally: (Tournament Desk Only)

Indicate match score (i.e. 6-4, 7-5) in the square by each teams name for EACH round played. At the end of ALL rounds, indicate under Total Matches Won the total number of matches each team won (i.e. 1 or 2). Indicate totals number of games each team won for all rounds combined (i.e. 25). Indicate total games each team lost for all rounds combined (i.e. 5) if necessary, calculate the final column (%). Shaded block denotes a "bye." Players to report scores at the end of each round played.

#	TEAM	Round 1	Round 2	Round 3	Total Matches Won	Games Won	Games Lost	%
1	Boucher/Gonzales	L 2-6 4-6	L 6-7 4-6	W 6-3 6-4				
2	Perreras/Zillo	W 6-2 6-4	W 6-1 6-1	W 7-5 6-1				
3	Lansangan/Hought	W 6-2 6-2	W 7-6 6-4	L 5-7 1-6				
4	Menzel/Rodriguez	L 2-6 2-6	W 6-2 6-1	L 3-6 4-6				

1st
2-6

Coachella Valley Grand Prix Tennis

Four Team Round Robin

Division:

4.5 Men's Doubles

Winner determined as follows:

- ROUND ROBIN FORMAT (for each round): Play best 2 of 3 sets, regular scoring. (Super TB In lieu of 3rd)**
- 1) total matches won
 - 2) head-to-head
 - 3) percentage of games won (# of games won divided by # games lost)

FOR 4 TEAMS

ROUND	COURT # (check in)	Date/Time
1	1 vs 2	05/14 9:00 AM AND
1	3 vs 4	05/14 9:00 AM AND
2	1 vs 3	05/14 1:30 PM AND
2	2 vs 4	05/14 1:30 PM AND
3	1 vs 4	05/15 10:30 AM AND
3	2 vs 3	05/15 10:30 AM AND

Results Tally: (Tournament Desk Only)

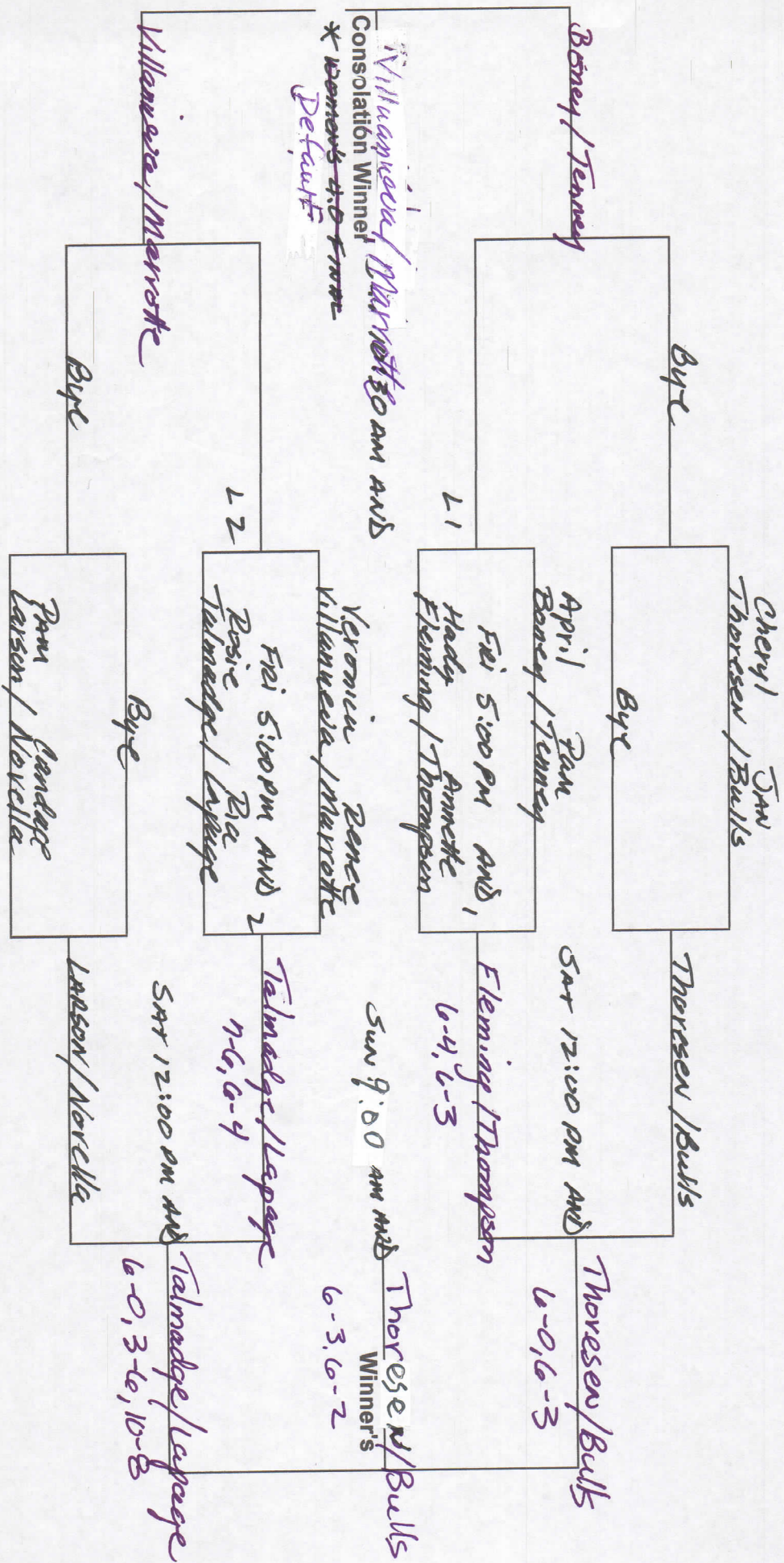
Indicate match score (i.e. 6-4, 7-5) in the square by each teams name for EACH round played. At the end of ALL rounds, indicate under Total Matches Won the total number of matches each team won (i.e. 1 or 2). Indicate totals number of games each team won for all rounds combined (i.e. 25). Indicate total games each team lost for all rounds combined (i.e. 5) If necessary, calculate the final column (%). Shaded block denotes a "bye." Players to report scores at the end of each round played.

#	TEAM	Round 1	Round 2	Round 3	Total Matches Won	Games Won	Games Lost	%
1	Bailin/Macke	W 6-4 6-3	W 6-2 5-7 16-8	L 4-6 2-6	2 W			
2	Miraglia/Cirak	L 4-6 3-6	L 4-6 3-6	L 3-4 4-4 12-14				
3	Partida/Weintraub	L 7-6 6-3 8-10	L 2-6 7-5 8-10	W 6-3 4-6 14-12				
4	Rossi/Rosser	W 6-2 3-6 10-8	W 6-3 6-4	W 6-4 6-2	1 ST			

CVGP Tournament Draw for : '16 Clay Court Championships

Division: 4.5 Women's Doubles

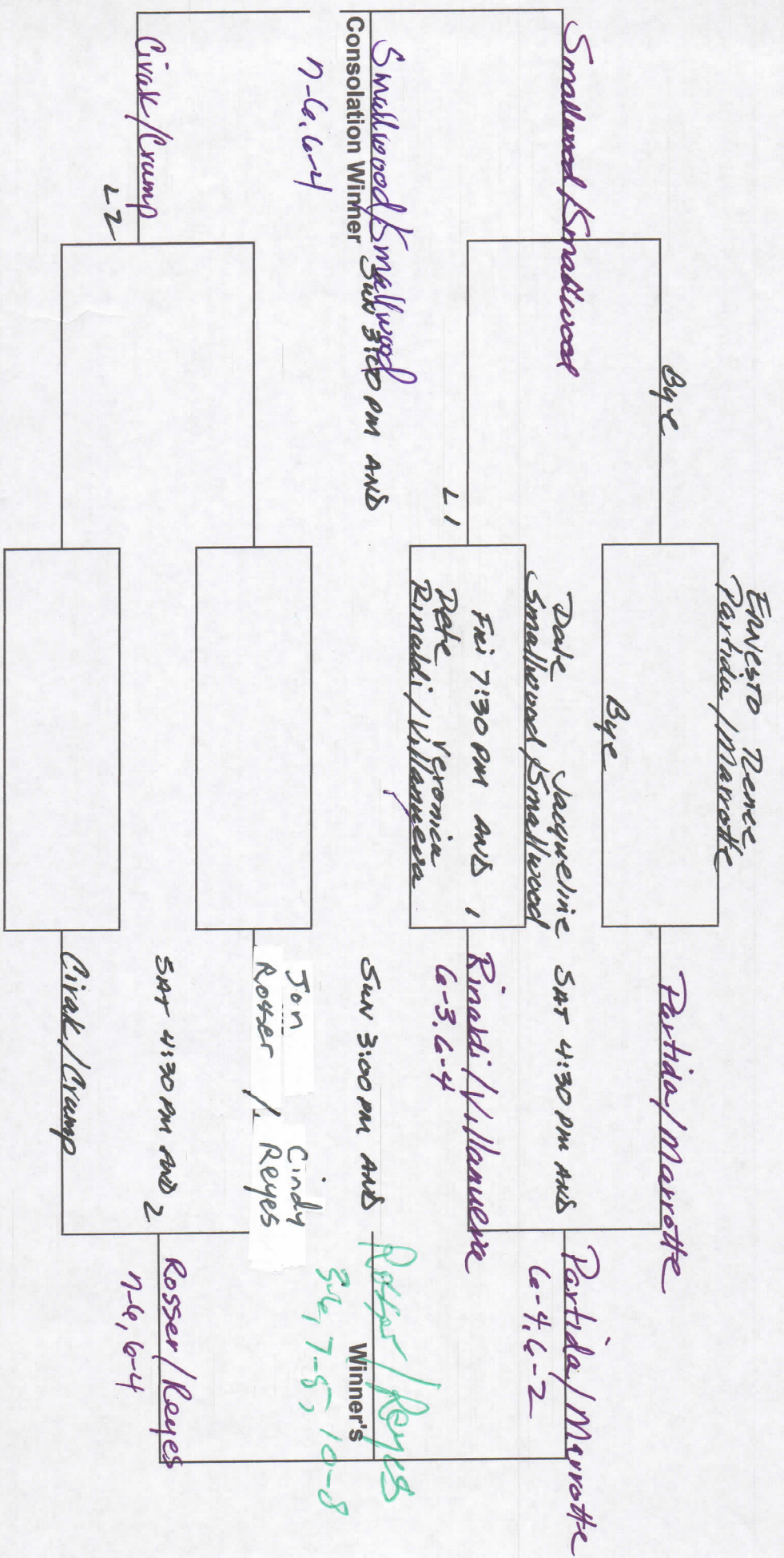
Dates: 5/13-15, 2016



CVGP Tournament Draw for : '16 Clay Court Championships

Division: 4.5 Mixed Doubles

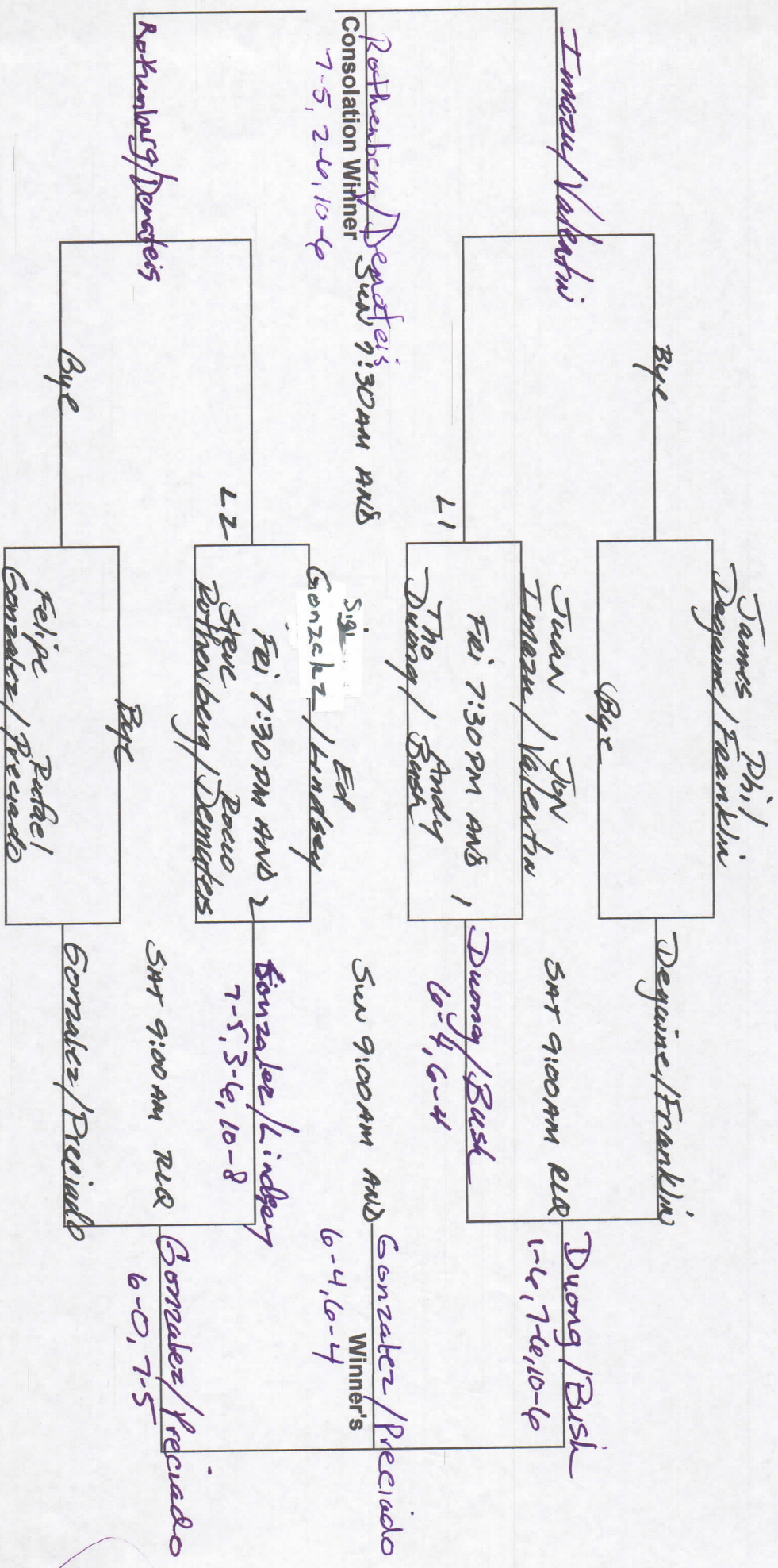
Dates: 5/13-15, 2016



CVGP Tournament Draw for : '16 Clay Court Championships

Division: 4.0 Men's Doubles

Dates: 5/13-15, 2016



Coachella Valley Grand Prix Tennis

Four Team Round Robin

Division:

4.0 Mixed Doubles

Winner determined as follows:

- ROUND ROBIN FORMAT** (for each round): Play best 2 of 3 sets, regular scoring. (Super TB in lieu of 3rd)
- 1) total matches won
 - 2) head-to-head
 - 3) percentage of games won (# of games won divided by # games lost)

FOR 4 TEAMS

ROUND	COURT # (check in)	Date/Time
1	1 vs 2	05/14 4:30 PM AND
1	3 vs 4	05/14 6:00 PM AND
2	1 vs 3	05/15 1:30 PM AND
2	2 vs 4	05/15 1:30 PM AND
3	1 vs 4	05/15 4:30 PM AND
3	2 vs 3	05/15 4:30 PM AND

Results Tally: (Tournament Desk Only)

Indicate match score (i.e. 6-4, 7-5) in the square by each teams name for EACH round played. At the end of ALL rounds, indicate under Total Matches Won the total number of matches each team won (i.e. 1 or 2). Indicate totals number of games each team won for all rounds combined (i.e. 25). Indicate total games each team lost for all rounds combined (i.e. 5) If necessary, calculate the final column (%). Shaded block denotes a "bye." Players to report scores at the end of each round played.

#	TEAM	Round 1	Round 2	Round 3	Total Matches Won	Games Won	Games Lost	%
1	Degaine/Fleming	W 7-4 4-4 10-2	L 3-6 2-6	W 6-1 6-1	2 ND			
2	Pendergraph/Weisheit	L 6-7 6-4 2-10	L 6-7 4-6	L 3-10 1-6				
3	Rossi/Creager	W 6-3 6-1	W 6-3 6-2	W 6-3 6-1	1 ST			
4	Becerra/Brown	L 3-4 1-6	W 7-6 6-4	L 1-6 1-6				

Coachella Valley Grand Prix Tennis Three Team Round Robin

Event: '16 Clay Court

Division: 3.5 Men's Doubles

ROUND ROBIN FORMAT (for each round): Play best 2 of 3 sets, regular scoring. (Super TB in lieu of 3rd)

Winner determined as follows:

- 1) total matches won
- 2) head-to-head
- 3) percentage of games won
(# of games won divided by # games lost)

FOR 3 TEAMS

ROUND	COURT # (check in)	Date/Time
1	1 vs 2	05/14 7:30 AM AND
2	1 vs 3	05/14 1:30 PM AND
3	2 vs 3	05/15/16 7:30 AM AND

Results Tally:

(Tournament Desk Only)

Indicate match score (i.e. 6-4, 7-5) in the square by each teams name for EACH round played. At the end of ALL rounds, indicate under Total Matches Won the total number of matches each team won (i.e. 1 or 2). Indicate total number of games each team won for all rounds combined (i.e. 25). Indicate total games each team lost for all rounds combined (i.e. 5). If necessary, calculate the final column (%). Shaded block denotes a "bye." Players to report scores at the end of each round played.

#	TEAM	Round 1	Round 2	Round 3	Total Matches Won	Games Won	Games Lost	%
1	Brown/Daigle	L 6-4 0-6 6-10	L 6-7 5-7					
2	Armendariz/Maxwell	W 4-6 6-0 10-6		W 6-4 6-7 10-6	1 ST			
3	Bellanich/Armenta		W 7-6 7-5	W 4-6 7-6 6-10	2 ND			

Coachella Valley Grand Prix Tennis

Three Team Round Robin

Event: '16 Clay Court

Division: 3.5 Women's Doubles

ROUND ROBIN FORMAT (for each round): Play best 2 of 3 sets, regular scoring. (Super TB in lieu of 3rd)

Winner determined as follows:

- 1) total matches won
- 2) head-to-head
- 3) percentage of games won
(# of games won divided by # games lost)

FOR 3 TEAMS

ROUND	COURT # (check in)	Date/Time
1	1 vs 2	05/14 7:30 AM AND
2	1 vs 3	05/14 12:00 PM AND
3	2 vs 3	05/15/16 7:30 AM AND

Results Tally:

(Tournament Desk Only)

Indicate match score (i.e. 6-4, 7-5) in the square by each teams name for EACH round played. At the end of ALL rounds, indicate under Total Matches Won the total number of matches each team won (i.e. 1 or 2). Indicate total number of games each team won for all rounds combined (i.e. 25). Indicate total games each team lost for all rounds combined (i.e. 5). If necessary, calculate the final column (%). Shaded block denotes a "bye." Players to report scores at the end of each round played.

#	TEAM	Round 1	Round 2	Round 3	Total Matches Won	Games Won	Games Lost	%
1	Schafer/Bush	L 2-6 3-6	W 6-4 4-6 10-8		2 <u>ND</u>			
2	Hampton/Weeks	W 6-2 6-3		W 6-1 6-0	1 <u>ST</u>			
3	Caulk/Essex		L 4-6 6-4 8-10	L 1-6 0-6				

Coachella Valley Grand Prix Tennis Three Team Round Robin

Event: '16 Clay Court

Division: 3.5 Mixed Doubles

ROUND ROBIN FORMAT (for each round): Play best 2 of 3 sets, regular scoring. (Super TB in lieu of 3rd)

Winner determined as follows:

- 1) total matches won
- 2) head-to-head
- 3) percentage of games won
(# of games won divided by # games lost)

FOR 3 TEAMS

ROUND	COURT # (check in)	Date/Time
1	1 vs 2	05/13 5:00 PM AND
2	1 vs 3	05/14 7:30 AM AND
3	2 vs 3	05/15/16 10:30 AM AND

Results Tally:

(Tournament Desk Only)

Indicate match score (i.e. 6-4, 7-5) in the square by each teams name for EACH round played. At the end of ALL rounds, indicate under Total Matches Won the total number of matches each team won (i.e. 1 or 2). Indicate total number of games each team won for all rounds combined (i.e. 25). Indicate total games each team lost for all rounds combined (i.e. 5). If necessary, calculate the final column (%). Shaded block denotes a "bye." Players to report scores at the end of each round played.

#	TEAM	Round 1	Round 2	Round 3	Total Matches Won	Games Won	Games Lost	%
1	Newcomb/Newcomb	W 6-3 6-3	L 6-4 0-6 5-10		2 ND			
2	Brown/Kempton	L 3-4 3-4		L 3-6 5-7				
3	Bittner/Bittner		W 4-6 6-0 10-5	W 6-3 7-5	1 ST			