

Coachella Valley Grand Prix Tennis Three Team Round Robin

Event: Shadow Mountain Resort

Division: 5.0 Men's Doubles

Tournament Desk
Forms - Do Not Remove

ROUND ROBIN FORMAT (for each round): Play best 2 of 3 sets, regular scoring

Winner determined as follows:

- 1) total matches won
- 2) head-to-head
- 3) percentage of games won
(# of games won divided by # games lost)

FOR 3 TEAMS

ROUND	COURT # (check in)	Date/Time
1	1 vs 2	10/10 9:30 AM SMR
2	1 vs 3	10/10 12:30 PM SMR
3	2 vs 3	10/11 9:30 AM SMR

Results Tally:

(Tournament Desk Only)

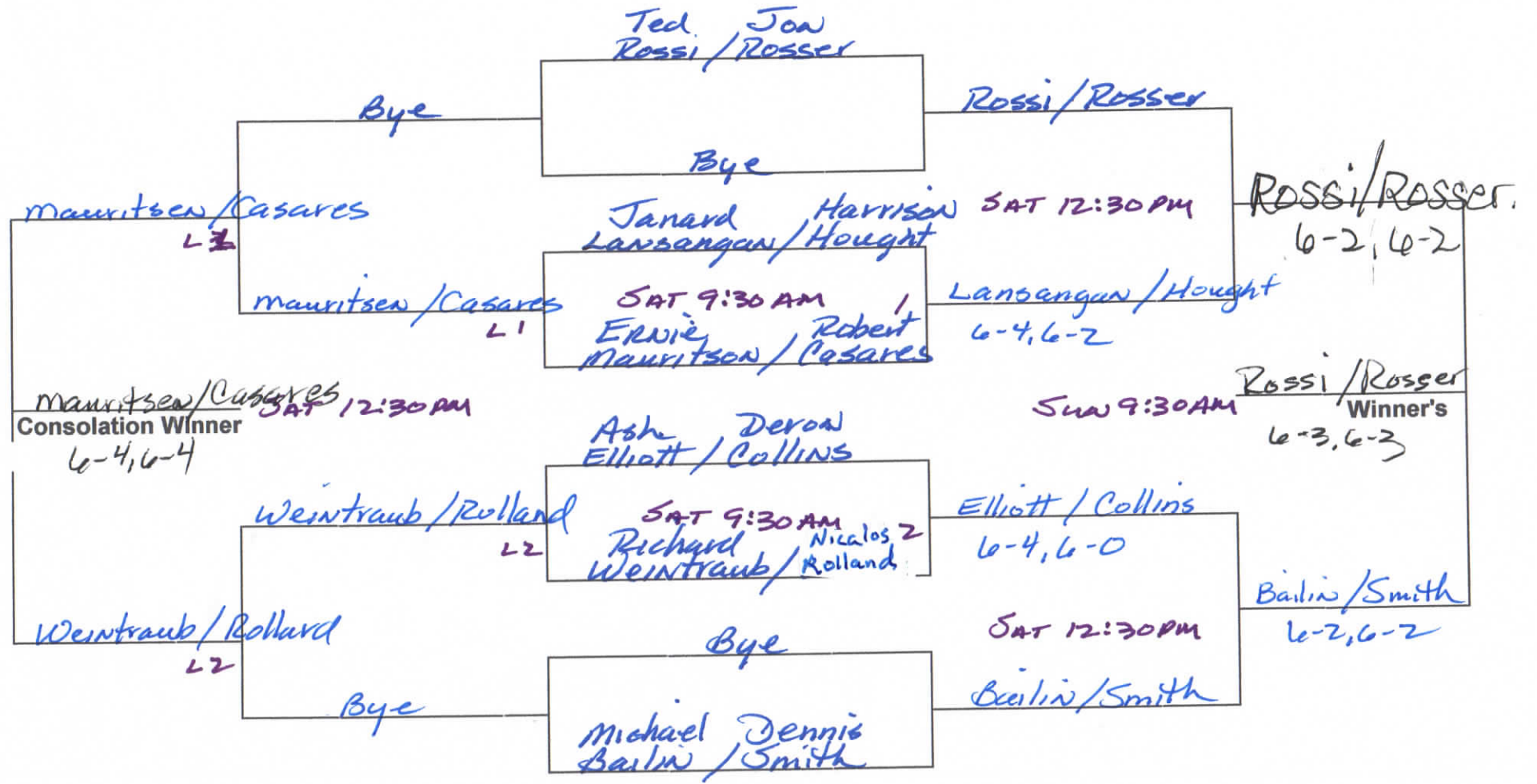
Indicate match score (i.e. 6-4, 7-5) in the square by each teams name for EACH round played. At the end of ALL rounds, indicate under Total Matches Won the total number of matches each team won (i.e. 1 or 2). Indicate total number of games each team won for all rounds combined (i.e. 25). Indicate total games each team lost for all rounds combined (i.e. 5). If necessary, calculate the final column (%). Shaded block denotes a "bye." Players to report scores at the end of each round played.

#	TEAM	Round 1	Round 2	Round 3	Total Matches Won	Games Won	Games Lost	%
①	1 Evans/Felich	W 6-2 6-3	W 5-7 6-2 10-7					
②	2 Gonzalez/Salmon	L 2-6 3-6		W 6-3 6-3				
	3 Torres/Olson		L 7-5 2-6 7-10	W 6-3 6-3				

CVGP Tournament Draw for : Shadow Mountain Resort #2

Division: 4.5 Men's Doubles


Dates: October 10th-11th, 2015



CVGP Tournament Draw for : Shadow Mountain Resort #2

Division: 4.5 Women's Doubles

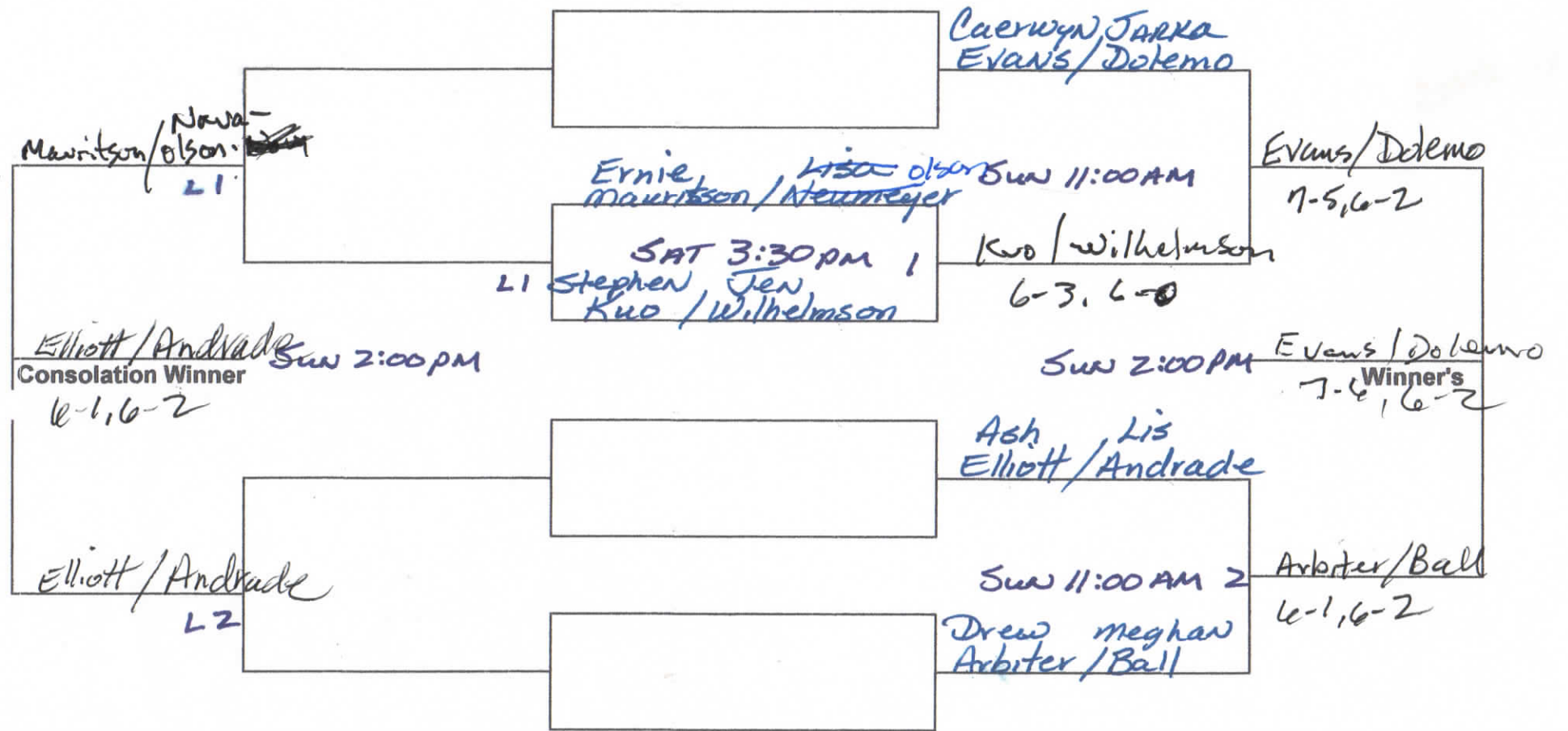
Dates: October 10th-11th, 2015



CVGP Tournament Draw for : Shadow Mountain Resort #2

Division: 9.5 Combo Mixed Doubles

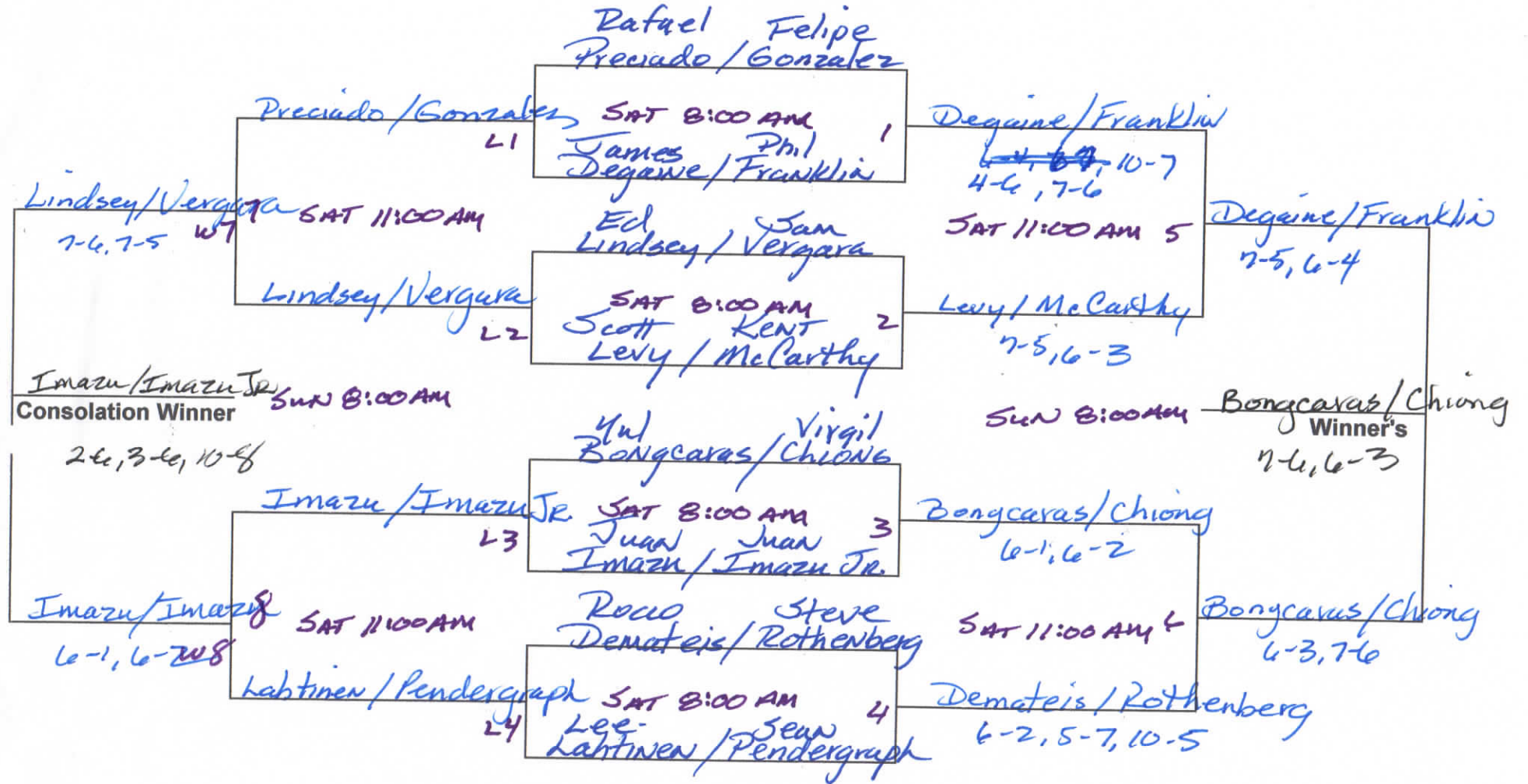
Dates: October 10th-11th, 2015



CVGP Tournament Draw for : Shadow Mountain Resort #2

Division: 4.0 Men's Doubles

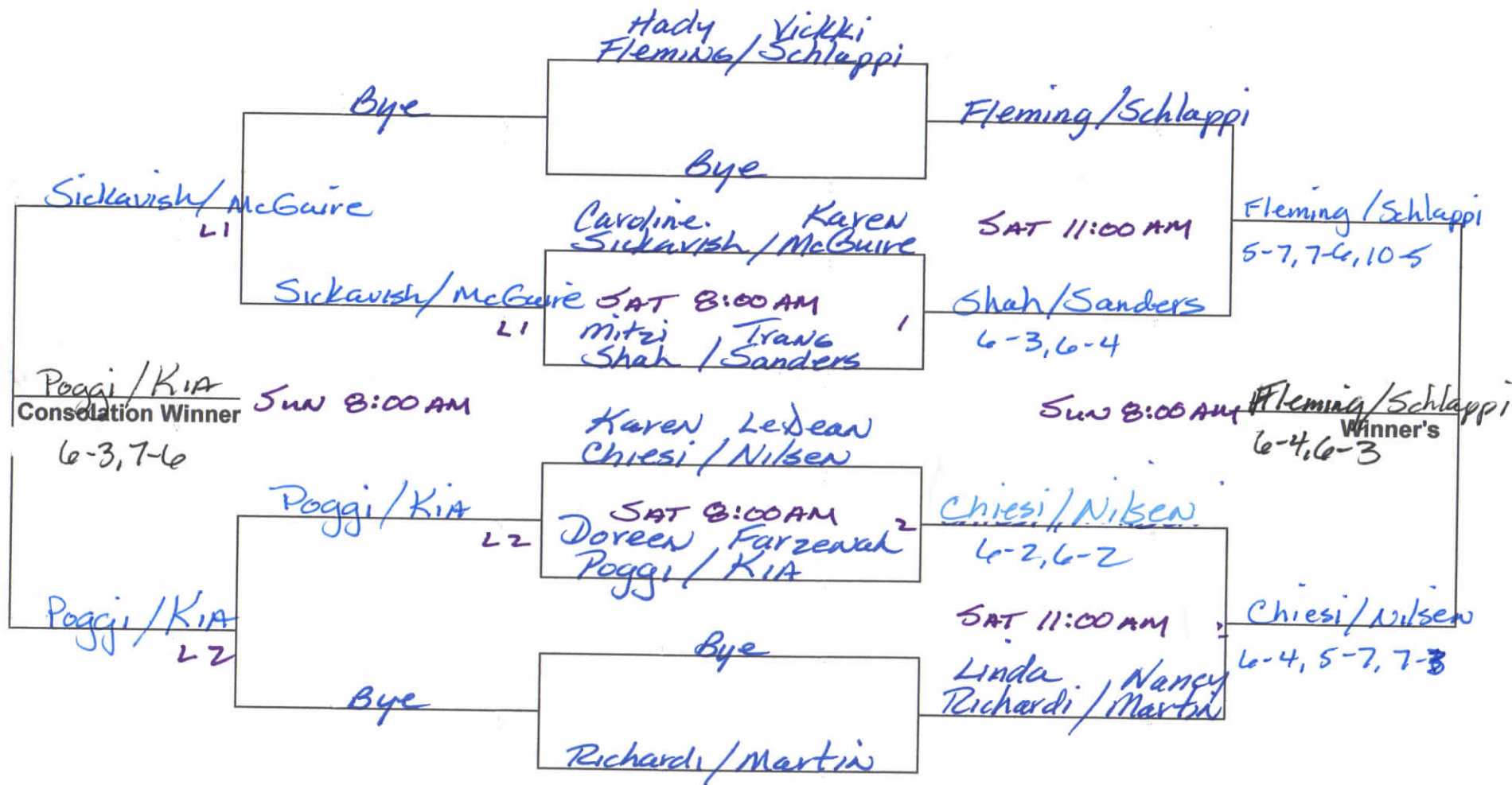
Dates: October 10th-11th, 2015



CVGP Tournament Draw for : Shadow Mountain Resort #2

Division: 4.0 Women's Doubles

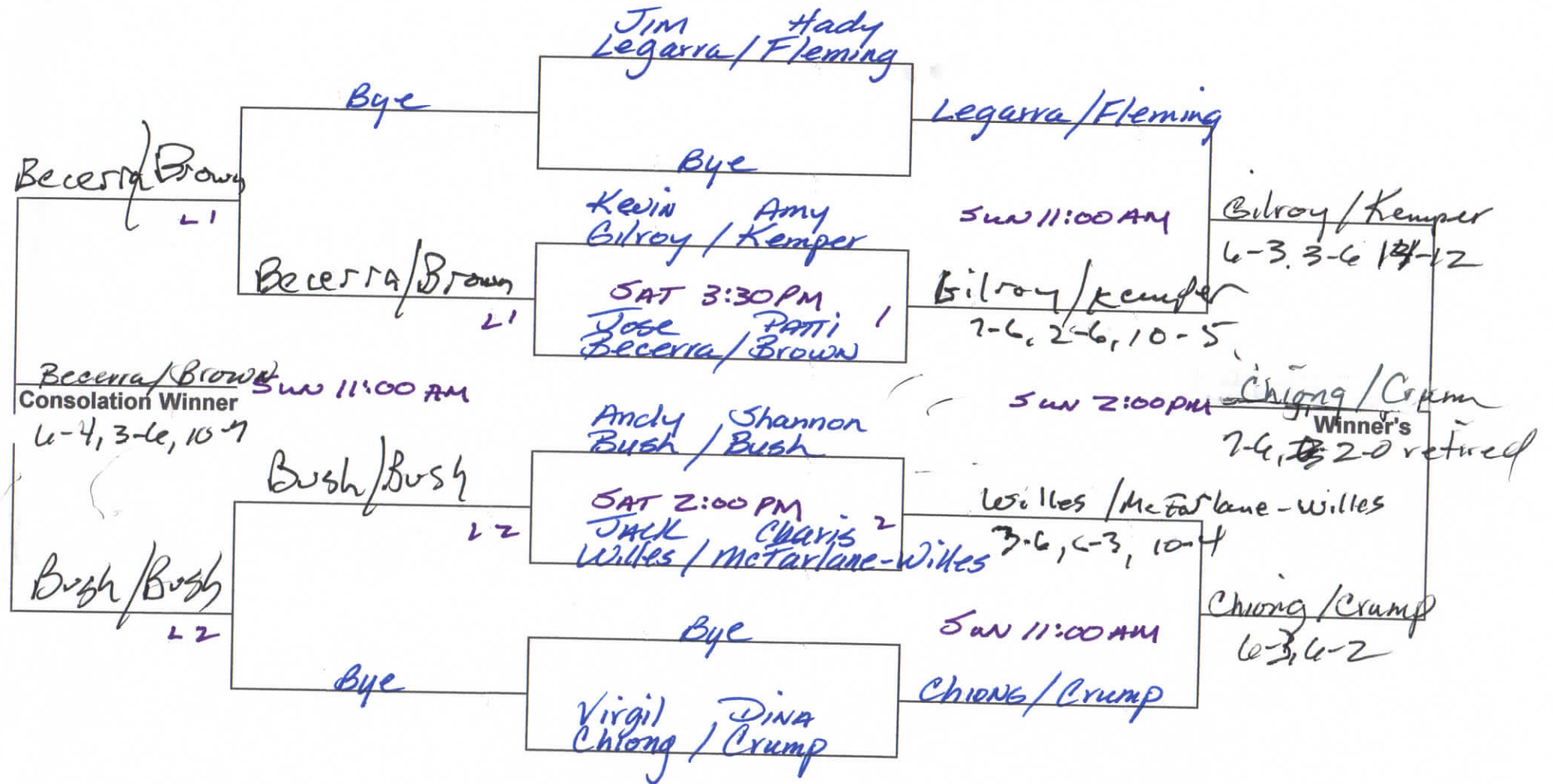
Dates: October 10th-11th, 2015



CVGP Tournament Draw for : Shadow Mountain Resort #2

Division: 4.0 Mixed Doubles

Dates: October 10th-11th, 2015



Coachella Valley Grand Prix Tennis Three Team Round Robin

Event: Shadow Mountain Resort

Division: 3.5 Men's Doubles

ROUND ROBIN FORMAT (for each round): Play best 2 of 3 sets, regular scoring

Winner determined as follows:

- 1) total matches won
- 2) head-to-head
- 3) percentage of games won
(# of games won divided by # games lost)

FOR 3 TEAMS

ROUND	COURT # (check in)	Date/Time
1	1 vs 2	10/10 9:30 AM SMR
2	1 vs 3	10/10 12:30 PM SMR
3	2 vs 3	10/11 8:00 AM SMR

Results Tally:

(Tournament Desk Only)

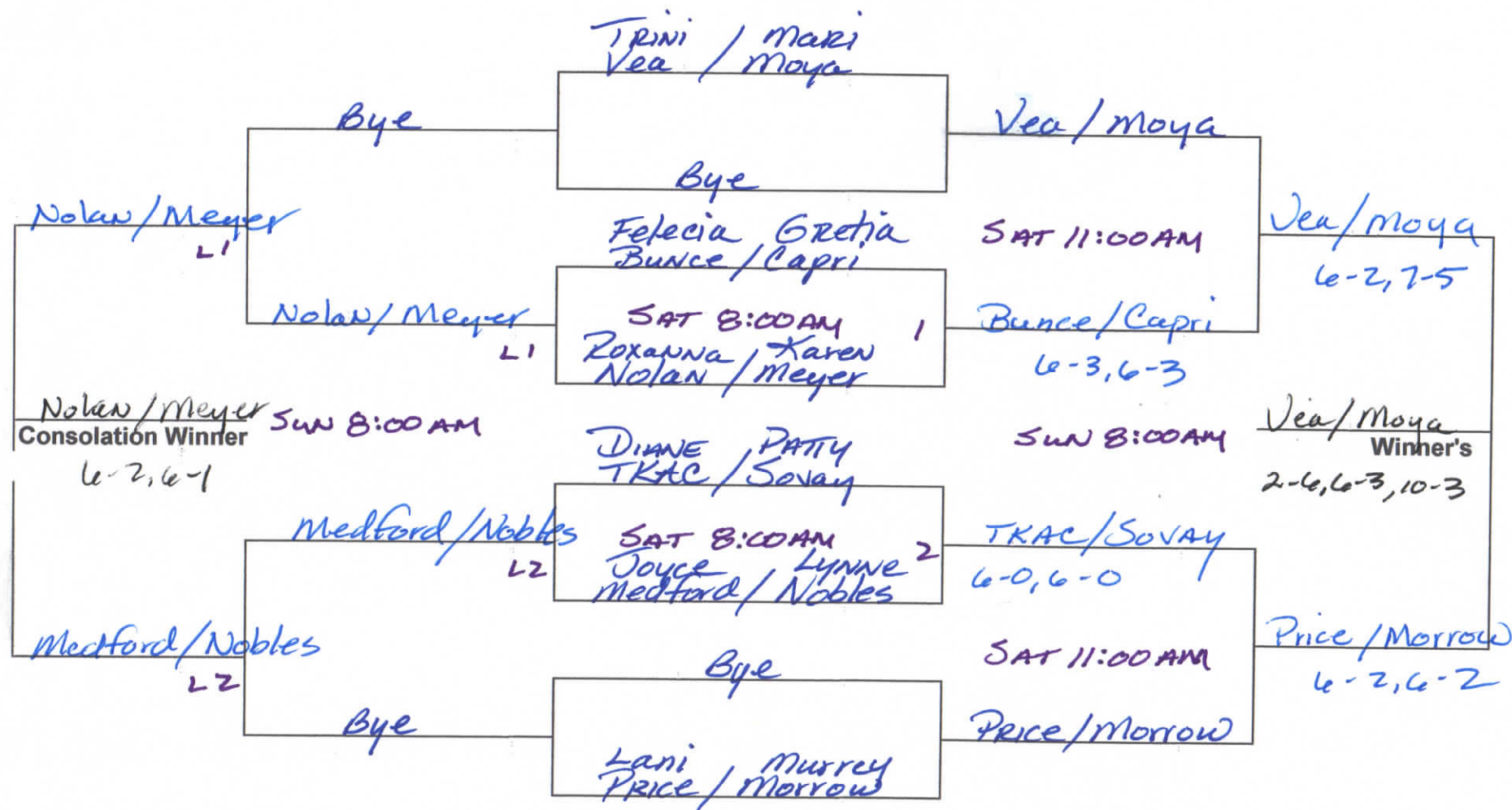
Indicate match score (i.e. 6-4, 7-5) in the square by each teams name for EACH round played. At the end of ALL rounds, indicate under Total Matches Won the total number of matches each team won (i.e. 1 or 2). Indicate total number of games each team won for all rounds combined (i.e. 25). Indicate total games each team lost for all rounds combined (i.e. 5). If necessary, calculate the final column (%). Shaded block denotes a "bye." Players to report scores at the end of each round played.

#	TEAM	Round 1	Round 2	Round 3	Total Matches Won	Games Won	Games Lost	%
1	Dugan/Armendariz	L 4-6 6-1 7-10	L 6-7 4-6					
2	Carter/Bailin	W 6-4 1-6 10-7		L 4-6 3-6				
3	Heidbrink/Duong		W 7-6 6-4	W 6-4 6-3				

CVGP Tournament Draw for : Shadow Mountain Resort #2

Division: 3.5 Women's Doubles

Dates: October 10th-11th, 2015



Coachella Valley Grand Prix Tennis Three Team Round Robin

Event: Shadow Mountain Resort

Division: 3.5 Mixed Doubles

ROUND ROBIN FORMAT (for each round): Play best 2 of 3 sets, regular scoring

Winner determined as follows:

- 1) total matches won
- 2) head-to-head
- 3) percentage of games won
(# of games won divided by # games lost)

FOR 3 TEAMS

ROUND	COURT # (check in)	Date/Time
1	1 vs 2	10/10 2:00 PM SMR
2	1 vs 3	10/11 11:00 AM SMR
3	2 vs 3	10/11 2:00 PM SMR

Results Tally:

(Tournament Desk Only)

Indicate match score (i.e. 6-4, 7-5) in the square by each teams name for EACH round played. At the end of ALL rounds, indicate under Total Matches Won the total number of matches each team won (i.e. 1 or 2). Indicate total number of games each team won for all rounds combined (i.e. 25). Indicate total games each team lost for all rounds combined (i.e. 5). If necessary, calculate the final column (%). Shaded block denotes a "bye." Players to report scores at the end of each round played.

#	TEAM	Round 1	Round 2	Round 3	Total Matches Won	Games Won	Games Lost	%
2 1	Duong/Vea	W 6-2 7-5	L 3-6 2-6		1	18		
2	Forbush/Clement	L 2-6 5-7		L 4-6 1-6				
3	Kinstle/Beatty		W 6-3 6-2	W 6-2 6-1				