

Desk
do not remove

Coachella Valley Grand Prix Tennis

Four Team Round Robin

Division:

5.0 Men's Doubles at JW Marriott

Winner determined as follows:

ROUND ROBIN FORMAT (for each round): Play best 2 of 3 sets, regular scoring

- 1) total matches won
- 2) head-to-head
- 3) percentage of games won (# of games won divided by # games lost)

FOR 4 TEAMS

ROUND	COURT # (check in)	Date/Time
1	1 vs 2	Sat. 9/26 9:30 AM at DSM
1	3 vs 4	Sat. 9/26 9:30 AM at DSM
2	1 vs 3	Sat. 9/26 12:30 PM at DSM
2	2 vs 4	Sat. 9/26 12:30 PM at DSM
3	1 vs 4	Sun. 9/27 9:30 AM DSM
3	2 vs 3	Sun. 9/27 9:30 AM DSM

Results Tally: (Tournament Desk Only)

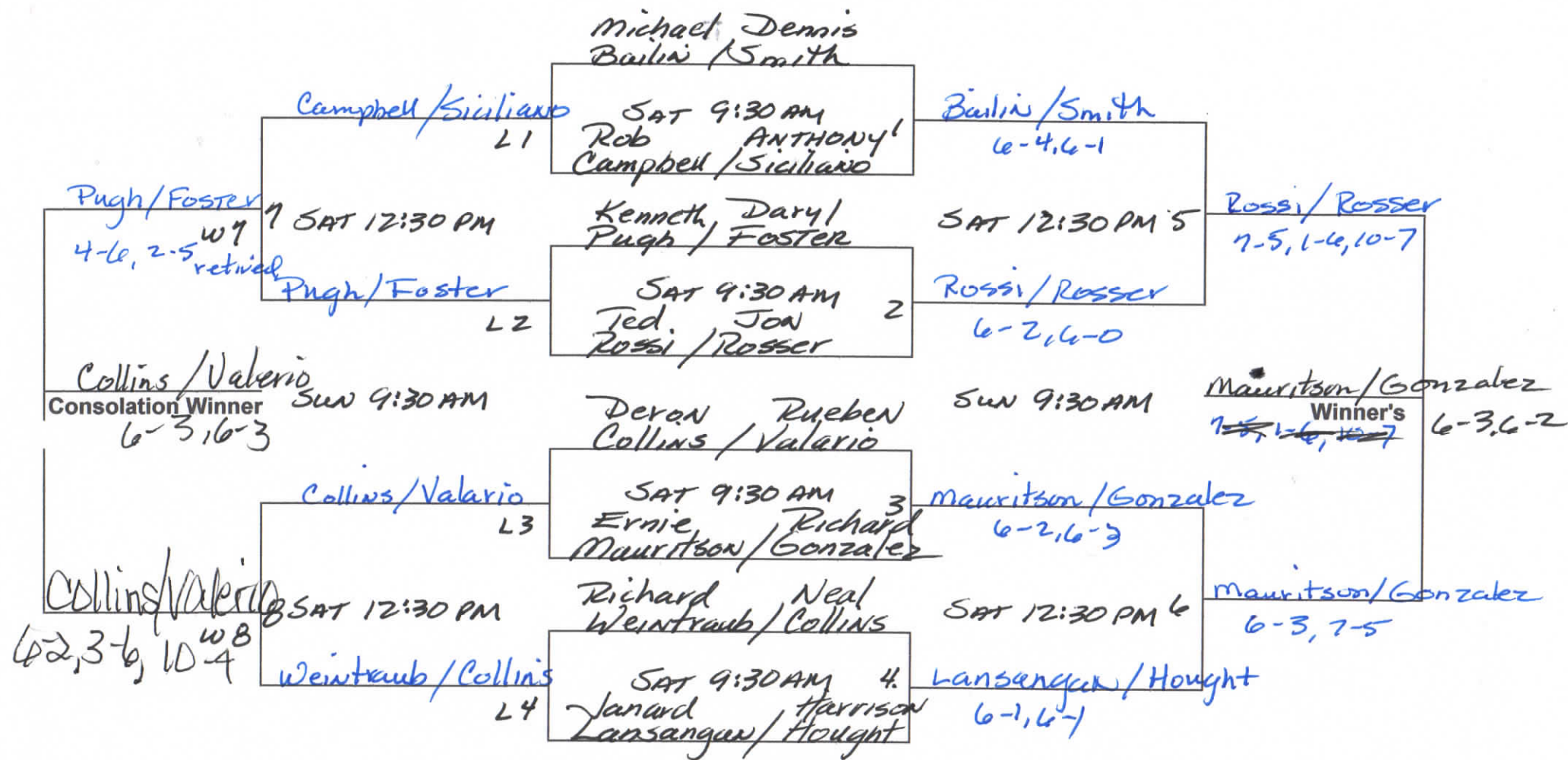
Indicate match score (i.e. 6-4, 7-5) in the square by each teams name for EACH round played. At the end of ALL rounds, indicate under Total Matches Won the total number of matches each team won (i.e. 1 or 2). Indicate totals number of games each team won for all rounds combined (i.e. 25). Indicate total games each team lost for all rounds combined (i.e. 5) If necessary, calculate the final column (%). Shaded block denotes a "bye." Players to report scores at the end of each round played.

#	TEAM	Round 1	Round 2	Round 3	Total Matches Won	Games Won	Games Lost	%
1	Fuentes/ Cello	L 6-4 4-6 7-10	W 6-2 3-4 14-12	W 6-0 Default	2	32	19	
2	Evans / Felich	W 4-6 6-4 10-7	W 6-3 7-5	W 6-4 6-2				
3	Boucher/Rojas	L 6-1 5-7 4-10	L 2-6 6-3 12-14	L 4-6 2-6				
4	Torres/Oleson	W 1-6, 7-5, 10-4	L 3-6 5-7	L Default	1			

CVGP Tournament Draw for : JW Marriott

Division: 4.5 Men's Doubles

Dates: September 25th-27th



Coachella Valley Grand Prix Tennis

Four Team Round Robin

Division:

9.5 Mixed Doubles at JW Marriott

Winner determined as follows:

ROUND ROBIN FORMAT (for each round): Play best 2 of 3 sets, regular scoring

- 1) total matches won
- 2) head-to-head
- 3) percentage of games won (# of games won divided by # games lost)

FOR 4 TEAMS

ROUND	COURT # (check in)	Date/Time
1	1 vs 2	Sat. 9/26 3:30 PM at DSM
1	3 vs 4	Sat. 9/26 3:30 PM at DSM
2	1 vs 3	Sun. 9/27 12:30 PM DSM
2	2 vs 4	Sun. 9/27 12:30 PM DSM
3	1 vs 4	Sun. 9/27 3:30 PM DSM
3	2 vs 3	Sun. 9/27 3:30 PM DSM

Results Tally:

(Tournament Desk Only)

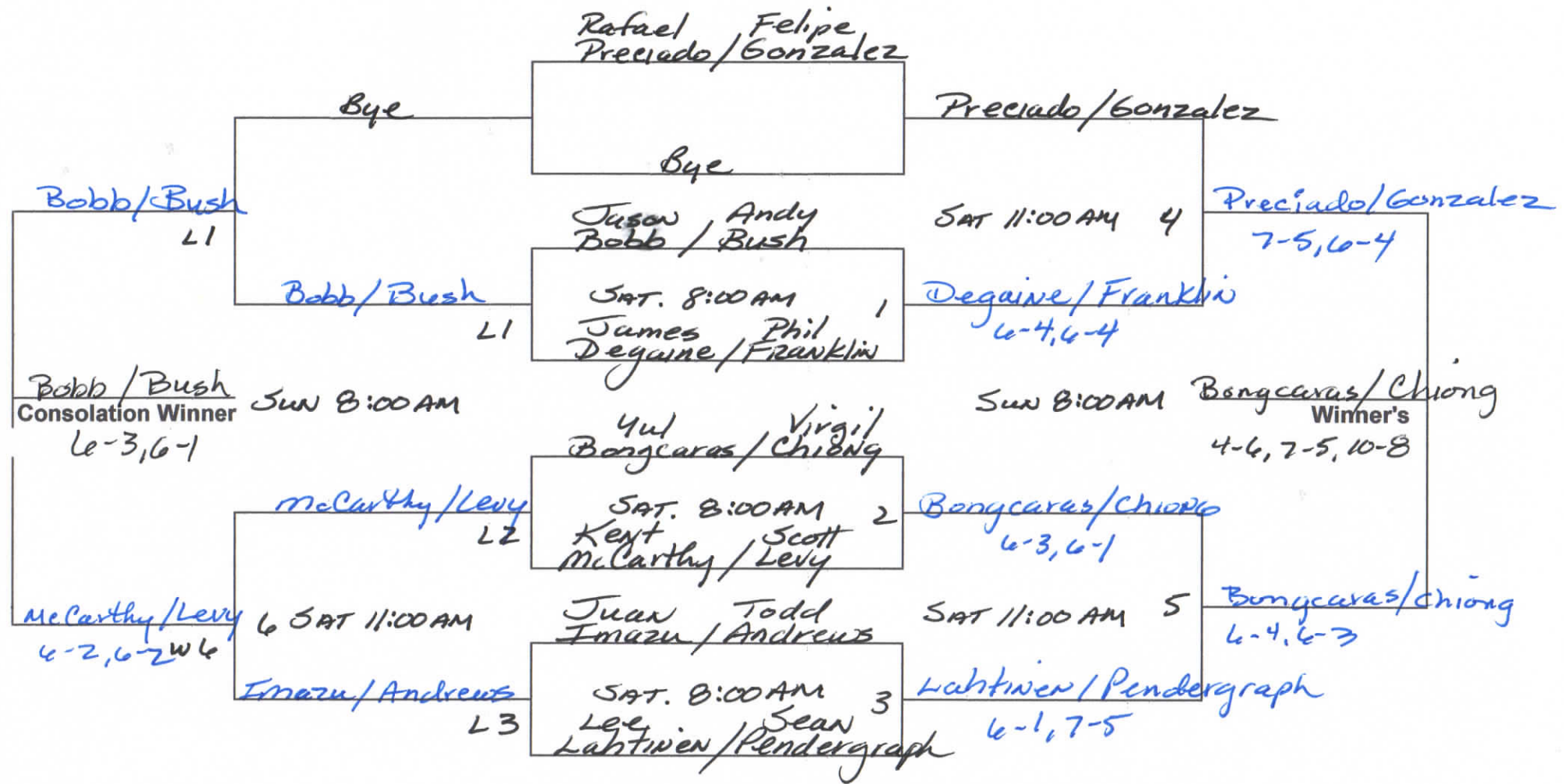
Indicate match score (i.e. 6-4, 7-5) in the square by each teams name for EACH round played. At the end of ALL rounds, indicate under Total Matches Won the total number of matches each team won (i.e. 1 or 2). Indicate totals number of games each team won for all rounds combined (i.e. 25). Indicate total games each team lost for all rounds combined (i.e. 5) If necessary, calculate the final column (%). Shaded block denotes a "bye." Players to report scores at the end of each round played.

#	TEAM	Round 1	Round 2	Round 3	Total Matches Won	Games Won	Games Lost	%
1	Eperthener/Tokiwa	L 3-6 0-6	L 0-6 2-6	L 0-6 0-6				
2	Mauritson/Shuffleton	W 6-3 6-0	L 4-6 4-6	W 6-0 6-4	2 nd place			
3	Gonzalez/Casares	L 3-6 2-6	W 6-0 6-2	L 0-6 4-6				
4	Arbiter/Ball	W 6-3 6-2	W 6-4 6-4	W 6-0 6-0	1 st place			

CVGP Tournament Draw for : JW Marriott

Division: 4.0 Men's Doubles

Dates: September 25th-27th



Coachella Valley Grand Prix Tennis

Four Team Round Robin

Division:

4.0 Women's Doubles at JW Marriott

Winner determined as follows:

ROUND ROBIN FORMAT (for each round): Play best 2 of 3 sets, regular scoring

- 1) total matches won
- 2) head-to-head
- 3) percentage of games won (# of games won divided by # games lost)

FOR 4 TEAMS

ROUND	COURT # (check in)	Date/Time
1	1 vs 2	Sat. 9/26 8:00 AM at DSM
1	3 vs 4	Sat. 9/26 8:00 AM at DSM
2	1 vs 3	Sat. 9/26 11:00 AM at DSM
2	2 vs 4	Sat. 9/26 11:00 PM at DSM
3	1 vs 4	Sun. 9/27 8:00 AM DSM
3	2 vs 3	Sun. 9/27 8:00 AM DSM

1st - Fleming / Schlappi
2nd - Andrews / Benotti

Results Tally: (Tournament Desk Only)

Indicate match score (i.e. 6-4, 7-5) in the square by each teams name for EACH round played. At the end of ALL rounds, indicate under Total Matches Won the total number of matches each team won (i.e. 1 or 2). Indicate totals number of games each team won for all rounds combined (i.e. 25). Indicate total games each team lost for all rounds combined (i.e. 5) If necessary, calculate the final column (%). Shaded block denotes a "bye." Players to report scores at the end of each round played.

#	TEAM	Round 1	Round 2	Round 3	Total Matches Won	Games Won	Games Lost	%
1	Purcell/Paul	L 0-6 2-6	L 3-6 3-2	W 6-4 6-1				
2 nd	Andrews/Benotti	W 6-0 6-2	W 6-0 6-1	L 6-3 6-7 8-10				
3 rd	Fleming/Schlappi	W 6-1 6-0	W 6-3 2-3	W 3-6 7-6 10-8				
4	Tkac/Moynahan	L 1-6 0-6	L 0-6 1-6	L 4-6 1-6				

Coachella Valley Grand Prix Tennis

Three Team Round Robin

Event: JW Marriott DS

Division: 4.0 Mixed Doubles

ROUND ROBIN FORMAT (for each round): Play best 2 of 3 sets, regular scoring

Winner determined as follows:

- 1) total matches won
- 2) head-to-head
- 3) percentage of games won
(# of games won divided by # games lost)

FOR 3 TEAMS

ROUND	COURT # (check in)	Date/Time
1	1 vs 2	Sat. 9/26 2:00 PM DSM
2	1 vs 3	Sun. 9/27 11:00 AM DSM
3	2 vs 3	Sun. 9/27 2:00 PM DSM

Results Tally:

(Tournament Desk Only)

Indicate match score (i.e. 6-4, 7-5) in the square by each teams name for EACH round played. At the end of ALL rounds, indicate under Total Matches Won the total number of matches each team won (i.e. 1 or 2). Indicate total number of games each team won for all rounds combined (i.e. 25). Indicate total games each team lost for all rounds combined (i.e. 5). If necessary, calculate the final column (%). Shaded block denotes a "bye." Players to report scores at the end of each round played.

#	TEAM	Round 1	Round 2	Round 3	Total Matches Won	Games Won	Games Lost	%
1	Hernandez/Crump	L 2-4 6-2 8-10	W 6-2 3 6-1		2nd			
2	Bobb/Fleming	W 6-2 2-6 10-8		W 6-0 6-0	1st			
3	Potter/Lang		L 2-6 1-6	L 0-6 0-6				

Coachella Valley Grand Prix Tennis Three Team Round Robin

Event: JW Marriott DS

Division: 3.5 Men's Doubles

ROUND ROBIN FORMAT (for each round): Play best 2 of 3 sets, regular scoring

Winner determined as follows:

- 1) total matches won
- 2) head-to-head
- 3) percentage of games won
(# of games won divided by # games lost)

FOR 3 TEAMS

ROUND	COURT # (check in)	Date/Time
1	1 vs 2	Sat. 9/26 8:00 AM DSM
2	1 vs 3	Sat. 9/26 11:00 AM DSM
3	2 vs 3	Sun. 9/27 8:00 AM DSM

Results Tally:

(Tournament Desk Only)

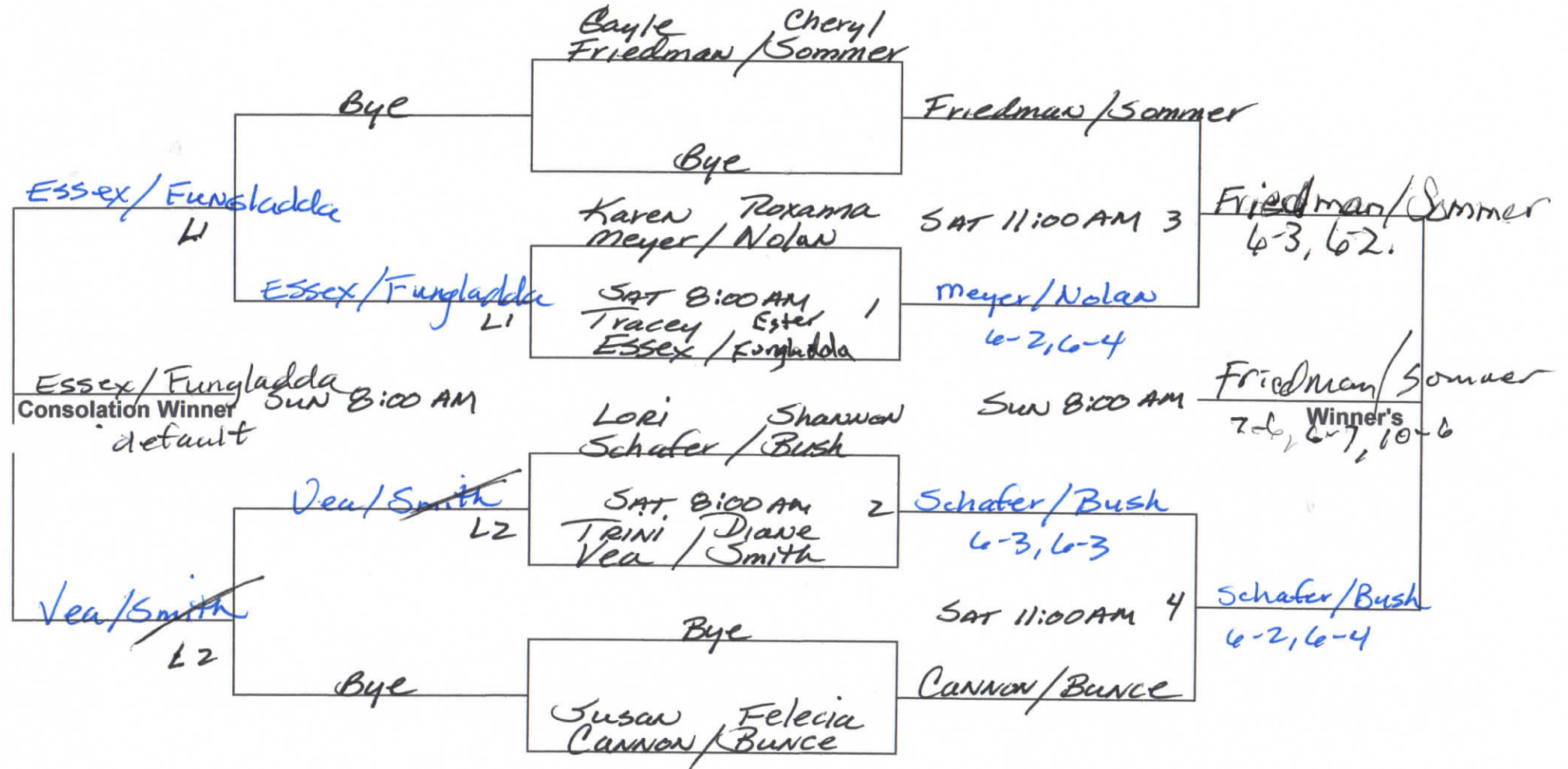
Indicate match score (i.e. 6-4, 7-5) in the square by each teams name for EACH round played. At the end of ALL rounds, indicate under Total Matches Won the total number of matches each team won (i.e. 1 or 2). Indicate total number of games each team won for all rounds combined (i.e. 25). Indicate total games each team lost for all rounds combined (i.e. 5). If necessary, calculate the final column (%). Shaded block denotes a "bye." Players to report scores at the end of each round played.

#	TEAM	Round 1	Round 2	Round 3	Total Matches Won	Games Won	Games Lost	%
2nd 1	Heidbrink/Duong	W 6-0 6-1	L 4-6 3-6					
2	Carter/Bailin	L 0-6 1-6		L 1-6 1-6				
1st 3	Alvarez/Dugan		W 6-4 6-3	W 6-3 6-1				

CVGP Tournament Draw for : JW Marriott

Division: 3.5 Women's Doubles

Dates: September 25th-27th



CVGP Tournament Draw for : JW Marriott

Division: 3.5 Mixed Doubles

Dates: September 25th-27th

